

The advantage of Invisalign® Go treatment

- Invisalign aligners are removable, making it easier to brush and floss to maintain your oral health during treatment.
- Invisalign Go treatment may give you visible results from as early as the first month of treatment.
- Attend functions and events in confidence with Invisalign aligners. Virtually invisible, very few people would notice you're having your teeth straightened.
- Get straighter teeth more comfortably¹ and predictably² thanks to innovative SmartForce® and SmartTrack® technologies which are used with Invisalign aligners.
- Invisalign aligners are suitable even for an active lifestyle and there are no metal brackets cutting your mouth.
- With doctor visits only approximately every 6-8 weeks, Invisalign aligners are ideal even for a busy lifestyle, allowing you to spend more time doing the things that you love.
- Craving a snack? Since Invisalign aligners are easily removable, you have the freedom to eat, chew and drink whatever you like.

¹ Compared to off-the-shelf, single layer .030in material.

² Data on file at Align Technology.

Invisalign®, ClinCheck®, SmartTrack®, and iTero® among others, are trademarks and/or service marks of Align Technology, Inc. or one of its subsidiaries or affiliated companies and may be registered in the U.S. and/or other countries.

© 2018 Align Technology. All Rights Reserved. 205582 Rev A

Get the smile you desire

The Invisalign Go system involves a series of clear and removable aligners that gently and gradually shift your teeth into position. Your aligners are custom-made for you using cutting-edge technology.

Book an appointment with your doctor to find out if Invisalign Go treatment is right for you.



invisalign® go


[Invisalign.com.au](https://invisalign.com.au)
[Invisalign.co.nz](https://invisalign.co.nz)

invisalign® go

Get ready for
something great.
Start with your smile.



3 simple steps to a newer, better smile



Step 1

Once your doctor has confirmed your eligibility for treatment, they will take photos, X-rays and digital scans, or a dental impression of your teeth. These records will be used to create a ClinCheck 3D treatment plan, just for you.



Step 2

Your doctor will fit you with your customised Invisalign Go clear aligners and you'll receive a series of aligners to take home so you can change them yourself every 1 or 2 weeks, as prescribed by your doctor.




Step 3

You'll visit your doctor around every 6-8 weeks to monitor progress and receive new aligners. After finishing your Invisalign Go treatment plan, you will need to use retainers to maintain your new smile.

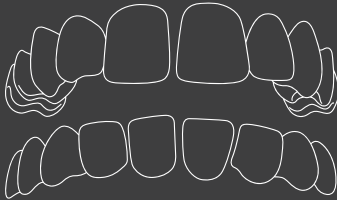


invisalign® go

Invisalign Go treatable cases



Crowding



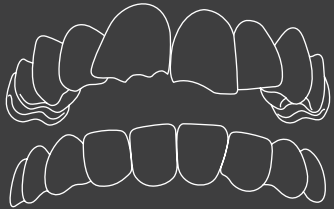
Spacing



Overbite



Crossbite



Preparation before smile makeover